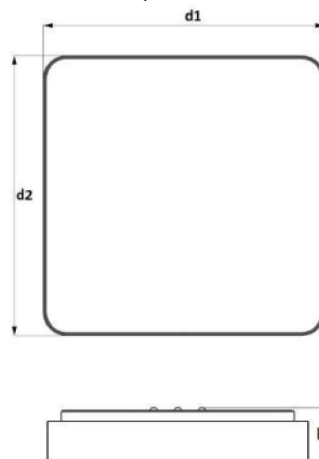
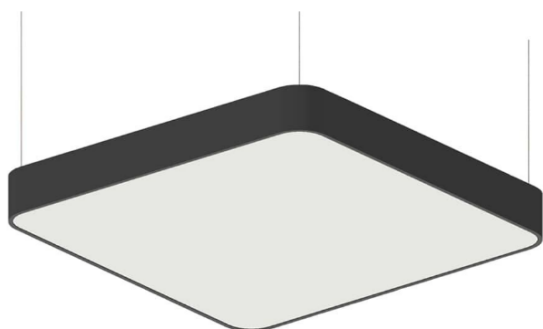




CORP DE ILUMINAT LED EXE-P-GSQ-IP40



DATE ELECTRICE

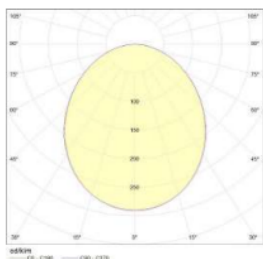
Voltage [V]	220-240
Frecventa [Hz]	50/60
Sursa	LED
Power factor PF	>0.9
CRI [RA]	>80
Optica	120°
Optional	dimabil/kit emergenta

DATE TEHNICE

Montaj	SUSPENDAT
Material	ALUMINIU
Finisaj	ALB/NEGRU/RAL
Factor protectie [IP]	IP40
Factor protectie [IK]	IK08
Temperatura	5°C ... +30°C
Durata medie [h]	60000

MODELE

Cod	Descriere
EXE-P-GS-11W-IP40	EXE CORP DE ILUMINAT LED 11W, 1360LM, 2700/6500K, 300X300X97 mm, IP40
EXE-P-GS-21W-IP40	EXE CORP DE ILUMINAT LED 21W, 2000LM, 2700/6500K, 300X600X97 mm, IP40
EXE-P-GS-36W-IP40	EXE CORP DE ILUMINAT LED 36W, 3600LM, 2700/6500K, 600X600X97 mm, IP40
EXE-P-GS-36W-IP40	EXE CORP DE ILUMINAT LED 36W, 3600LM, 2700/6500K, 300X1200X97 mm, IP40



Romania Office & Production:

Aeroportului no.141 Street, Mogosoaia, Ilfov, PO 077135
www.exeholding.com; office@exeholding.com; Phone: +40 722 241 231